



جامعة الحمدانية / كلية التربية

قسم علوم

الحاسوب
Fourth
Class

Data Security



أستاذ المادة:

م. سماح فخري عزيز



Lecture

**Information System Security
Classification**



➤ **Classification**

➤ **Information System Security Classification**

➤ Physical security


➤ Personal security

➤ Operation Security

➤ **Firewall**

➤ **Homework**

CONTENTS



➤ **Classification is the act or process by which information is determined to require protection against unauthorized disclosure and is marked to indicate its classified status. Safeguarding refers to using prescribed measures and controls to protect classified information.**

➤ **Classification**

- Classified information does not only come in the form of paper documents; it comes in electronic and verbal forms too, and regardless of what form it is in, it must be appropriately protected.
- Effective execution of a robust information security program gives equal priority to protecting information

Information System Security

Classification

- **Physical security**
 - **Personal security**
 - **Operation Security**

Information System Security Classification



- is the protection of personnel, hardware, software, networks and data from physical actions and events that could cause serious loss or damage to an enterprise, agency or institution. This includes protection from fire, flood, natural disasters, burglary, theft, vandalism and terrorism.

- is often overlooked -- and its importance underestimated -- in favor of more technical threats such as hacking, malware, and cyber espionage.



Physical security

- Protecting your personal information can help reduce your risk of identity theft.
- **There are four main ways to do it:**



- know who you share information with
- store and dispose of your personal information securely
- ask questions before deciding to share your personal information
- maintain appropriate security on your computers and other electronic devices.

Personal security



- **Keeping Your Personal Information Secure Offline**
- **Keeping Your Personal Information Secure Online**
- **Securing Your Social Security Number**
- **Keeping Your Devices Secure**



Personal security



- is a process that identifies critical information , determines if information obtained by adversaries could be interpreted to be useful to them, and then executes selected measures that eliminate or reduce adversary.

Operation Security

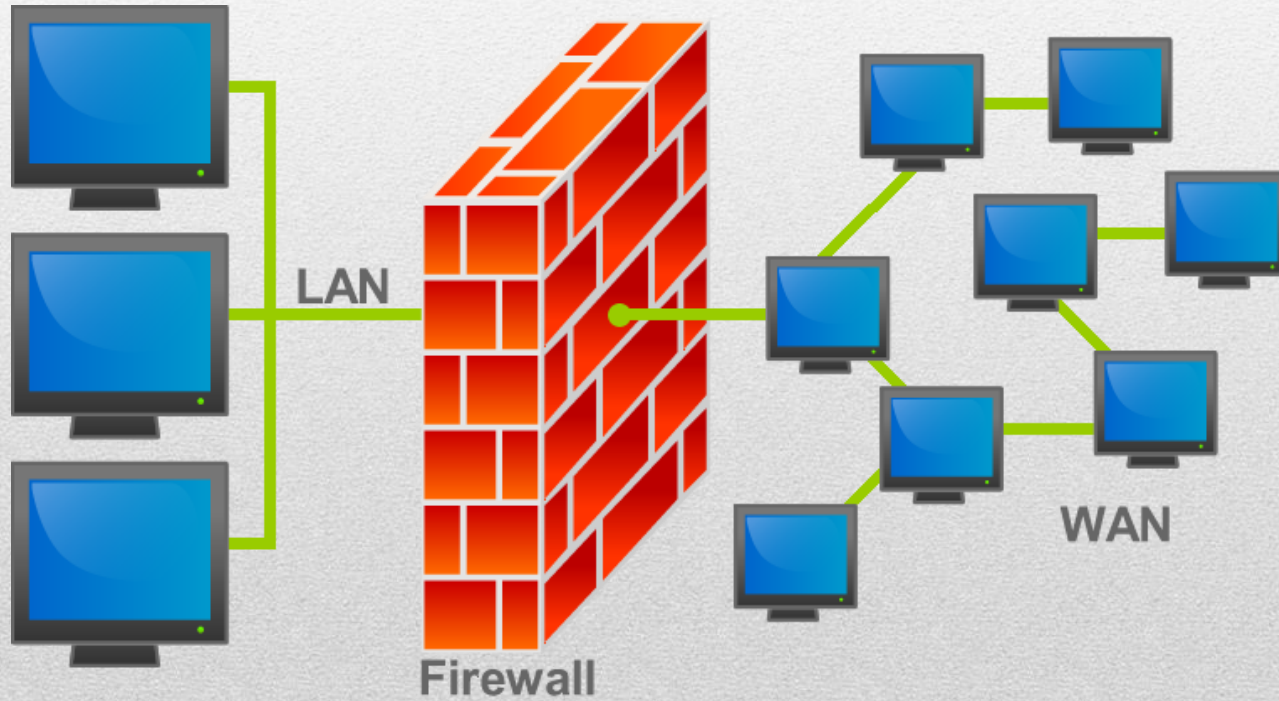
- is concerned with protecting individual pieces of data that can be aggregated to form a bigger picture.
- is generally concerned with protecting against non-sensitive data being aggregated together, it often still uses technical countermeasures that are used to protect sensitive data.

Operation Security

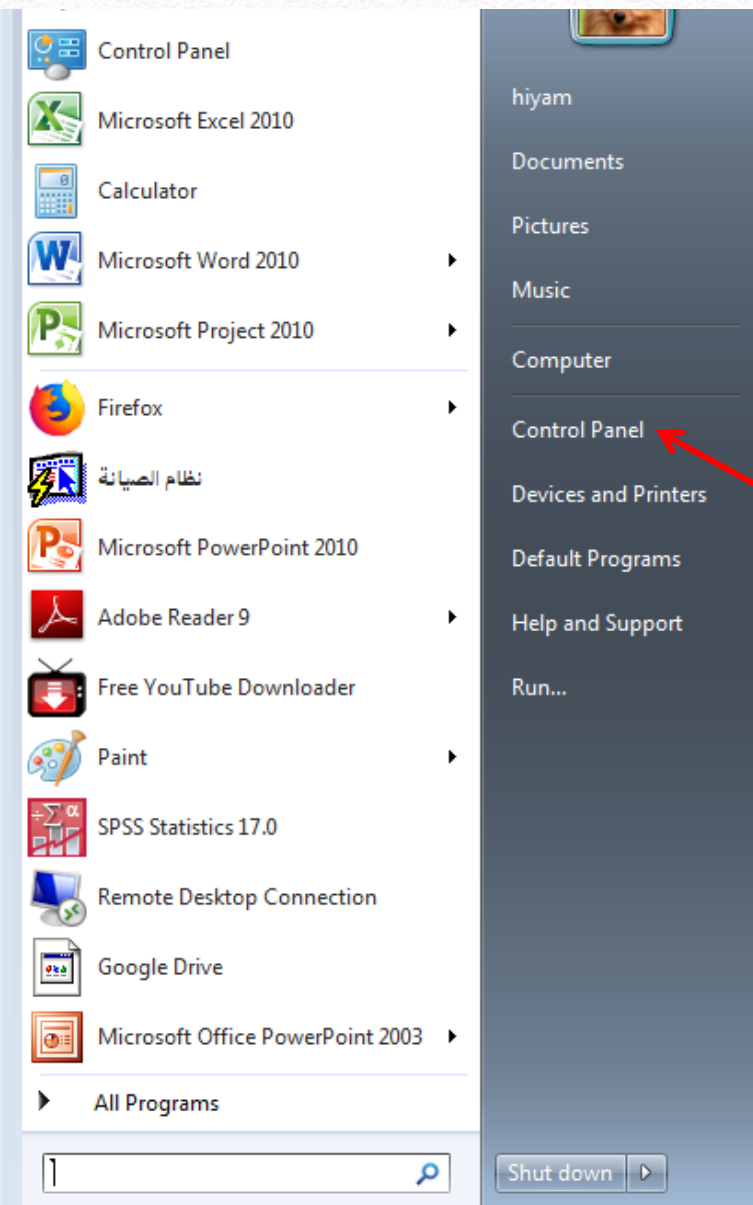


ما هو الجدار الناري؟

الجدار الناري هو الحاجز الذي يفصل الحاسوب أو أي جهاز آخر عن الاتصال وإرسال واستقبال البيانات فيسمح لبرامج معينة بنقل واستقبال البيانات ويقوم بضرب حذر أمني عن أي أشياء أخرى مشكوك في أمرها



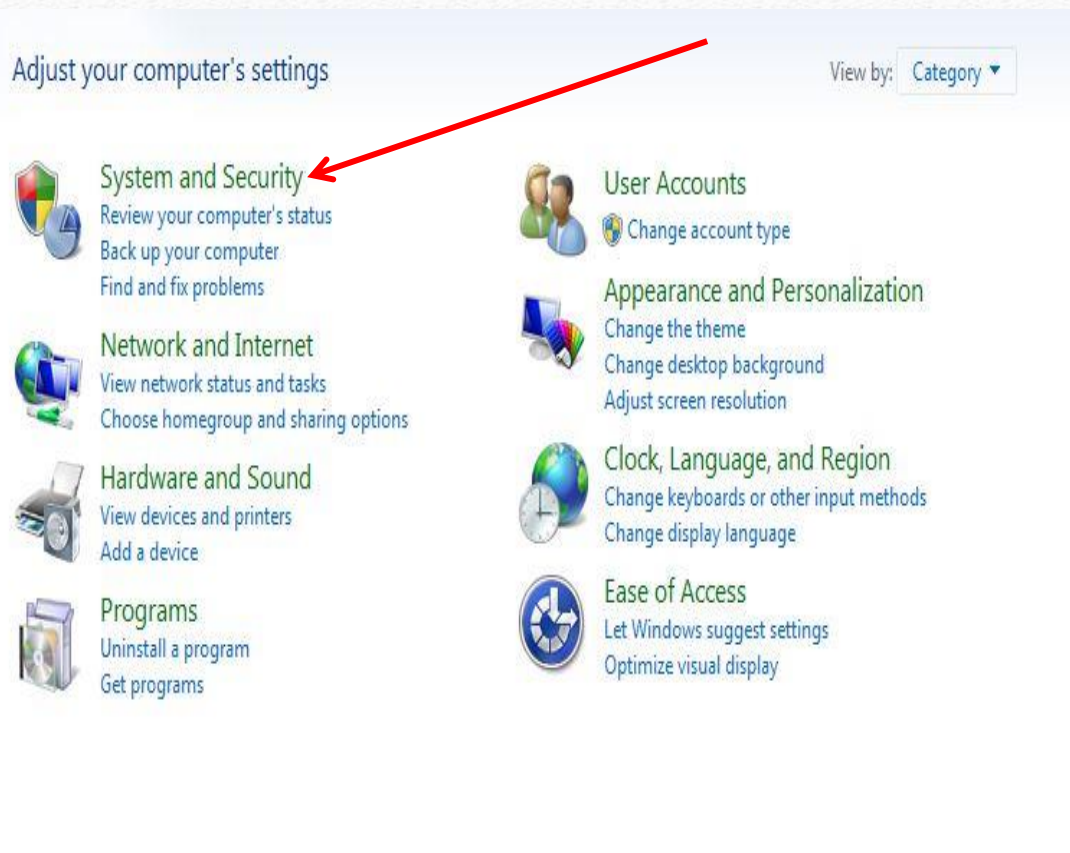
Firewall



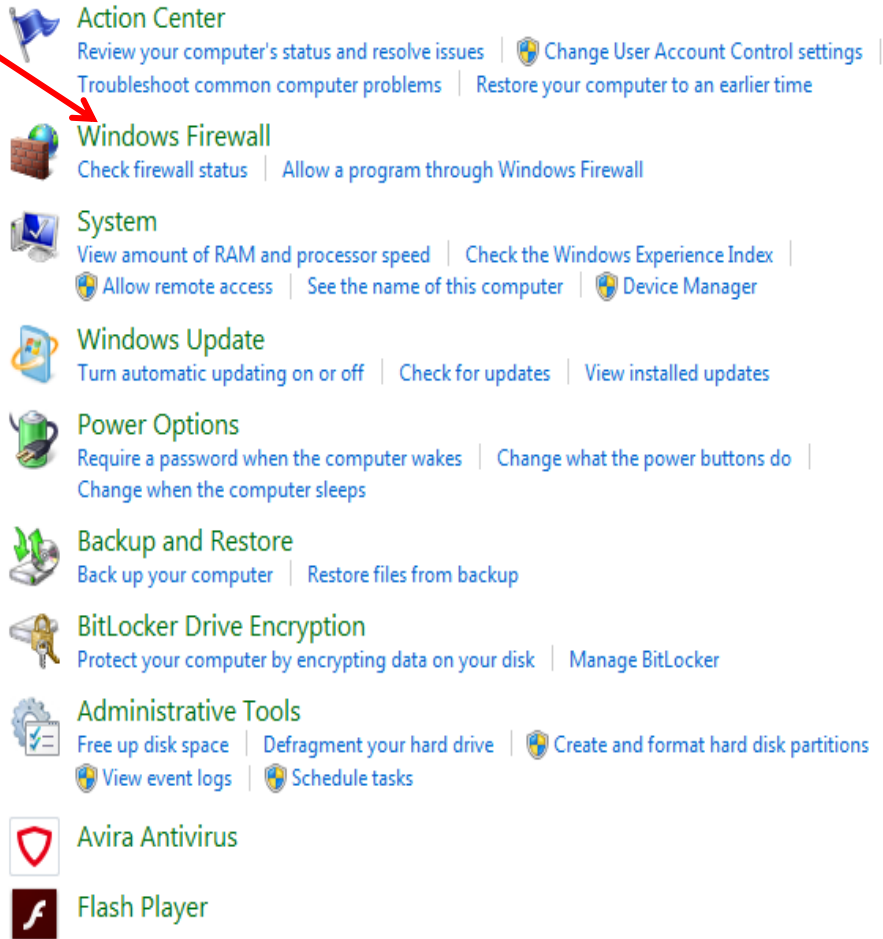
















أولا من قائمة
start أنقر على
خيار control
panel

كيفية تفعيل الجدار الناري على الاجهزة

كيفية تفعيل الجدار الناري على الاجهزة

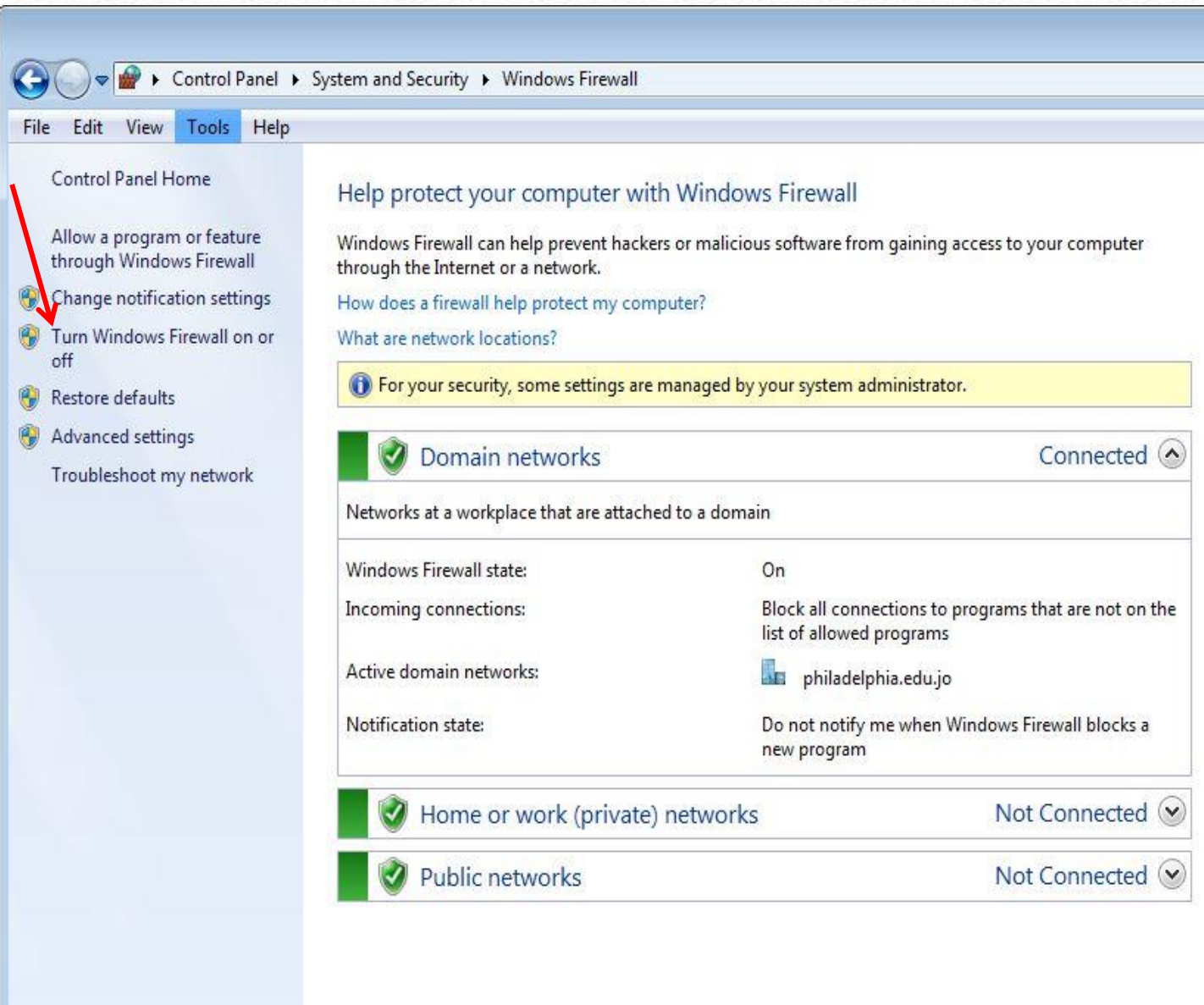


ثم النقر
على خيار
System
and
Security

- 
-  **Action Center**
Review your computer's status and resolve issues |  Change User Account Control settings | Troubleshoot common computer problems | Restore your computer to an earlier time
 -  **Windows Firewall**
Check firewall status | Allow a program through Windows Firewall
 -  **System**
View amount of RAM and processor speed | Check the Windows Experience Index |  Allow remote access | See the name of this computer |  Device Manager
 -  **Windows Update**
Turn automatic updating on or off | Check for updates | View installed updates
 -  **Power Options**
Require a password when the computer wakes | Change what the power buttons do | Change when the computer sleeps
 -  **Backup and Restore**
Back up your computer | Restore files from backup
 -  **BitLocker Drive Encryption**
Protect your computer by encrypting data on your disk | Manage BitLocker
 -  **Administrative Tools**
Free up disk space | Defragment your hard drive |  Create and format hard disk partitions |  View event logs |  Schedule tasks
 -  **Avira Antivirus**
 -  **Flash Player**

ثم النقر على خيار Windows Firewall

Firewall



ثم النقر
على
خيار
Turn
Windows
Firewall on
or off

Firewall

Customize settings for each type of network

You can modify the firewall settings for each type of network location that you use.

What are network locations?

For your security, some settings are managed by your system administrator.

Domain network location settings



Turn on Windows Firewall

Block all incoming connections, including those in the list of allowed programs

Notify me when Windows Firewall blocks a new program



Turn off Windows Firewall (not recommended)

Home or work (private) network location settings



Turn on Windows Firewall

Block all incoming connections, including those in the list of allowed programs

Notify me when Windows Firewall blocks a new program



Turn off Windows Firewall (not recommended)

Public network location settings



Turn on Windows Firewall

Block all incoming connections, including those in the list of allowed programs

Notify me when Windows Firewall blocks a new program



Turn off Windows Firewall (not recommended)

OK

Cancel

ثم النقر
على خيار
Turn on
Windows
Firewall
ثم النقر على
Ok

Firewall



- **Homework**

Why it's better to classify your data?

Next lecture

Type of Attacks

شكرا لأصغاءكم
